



NATIONAL BUREAU OF STATISTICS

MEETING OF THE JOINT PLANNING BOARD/NATIONAL COUNCIL ON DEVELOPMENT PLANNING

Data Generation: An Effective Tool For National Development

by

Dr. Yemi Kale

Statistician-General of the Federation / Chief Executive Officer

National Bureau of Statistics

Nike Lake Resort, Enugu, Enugu State | July 22-24, 2012

Outline

- Introduction
- The role of statistical information
- Data availability vs. development progress: any relationship?
- The concept of National / Official Statistics
- National Bureau of Statistics (NBS)
- Major activities in data production
- Data generation workflow
- Major statistical outputs
- Data production in Nigeria
- Statistical coordination in Nigeria
- Challenges facing data generation
- Addressing the challenges
- Conclusion

Introduction

- “Sound data represent the key weapon in the battle against poverty” Tado Chiko, President, Asian Development Bank
- “Statistics are the eyes of policy makers” Keith Muhakanizi, Director of Economic Affairs, Ministry of Finance, Uganda
- “If you can’t measure it, you can’t manage it” Robert Kaplan
- “Good statistics allied to appropriate government policies can change things radically for the better.” - Clare Short, Secretary of State for International Development

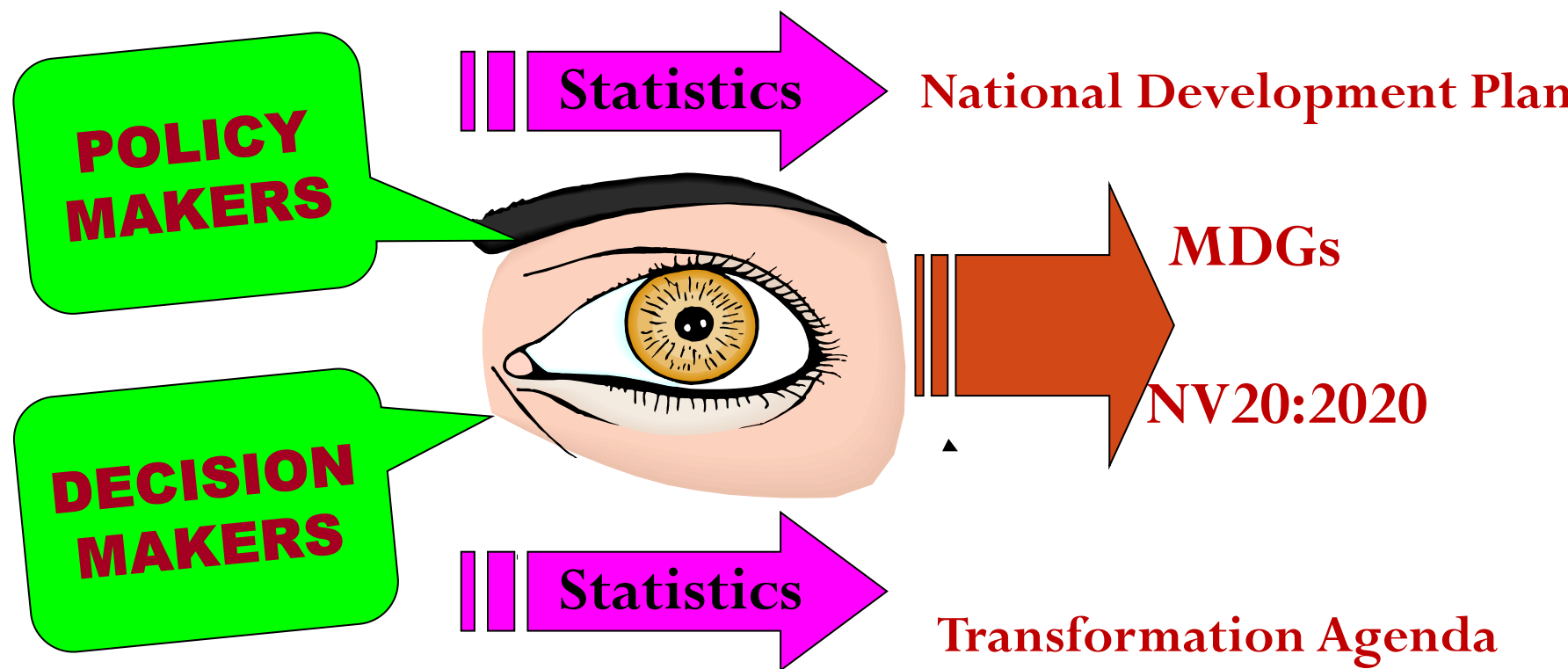
The role of statistical information

Project/programme identification



The role of statistical information

❖ NBS produces statistics that serves as the **'EYE'** of Policy and Decision-makers



The role of statistical information



United Nations



Monitoring and Evaluation
of policy impact &
implementation



The role of statistical information



**Business/investment
decision-making**



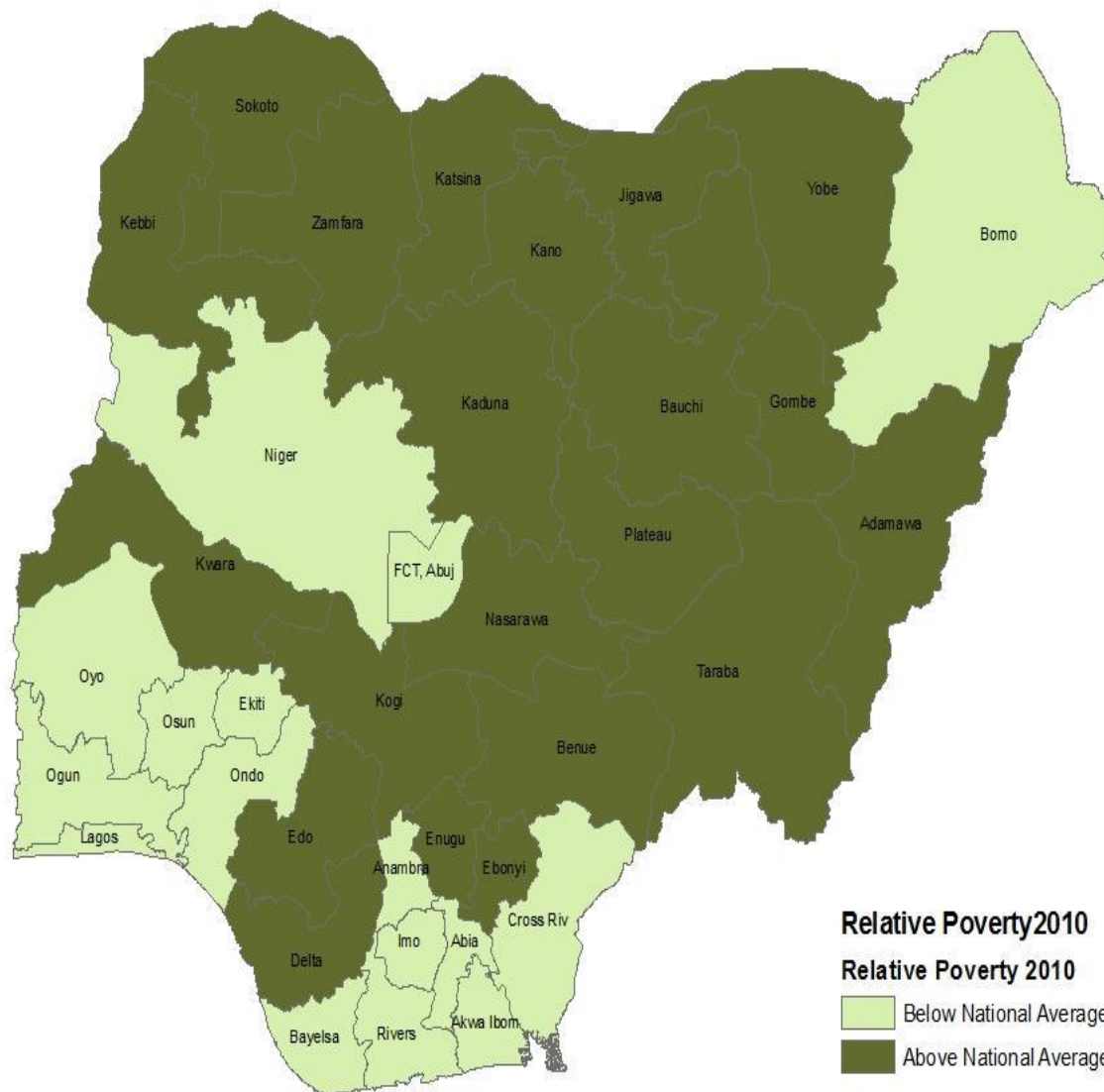
The role of statistical information

Plan preparation, policy choice
and programme design



The role of statistical information

- Measuring governance and accountability
- engendering public debate and
- informing public choices



Relative Poverty 2010
 Relative Poverty 2010
 Below National Average
 Above National Average

Data production and development outcomes: some evidence



- Evidence suggests that **increased data production/availability often influences positive development outcomes!**
- **Example from 1996 public expenditure tracking survey (PETS) in Uganda (*Reinikka and Svensson, 2005*):**
- **Problem:**
 - local government officials were diverting funds allocated by the national government to primary schools.
 - the average school received only 20 percent of its allotment (meaning that 80 percent of funds were diverted)
- **Solution:**
 - To address the problem, the government launched a national newspaper campaign that provided school officials, teachers, and parents with information on how to monitor local officials.
 - Every month, the government published data on how much money had been allocated to each school, so parents knew exactly how much money their children's school should receive.
- **Result:**
 - A 2002 PETS showed a decrease in local capture of program funds, as well as an increase in student enrollment in some areas.
 - In 2001, the average school received more than 80 percent of its entitlement (compared with 24 percent in 1995).
 - The median school received 82 percent of its entitlement in 2001; (compared with zero in 1995)
 - **But:** About 30 percent still received less than two-thirds of their entitlements.

Data production and development outcomes: some evidence

Country	No. of Years of consistent strategic planning	GDP per capita US\$		Poverty Rate %	
		1975	1999	1975	1999
Malaysia	45	808	14,800	65	8
India	55	430	2,420	58	36
Singapore	40	2,505	27,597	-	-
Indonesia	40	1,504	2,046	60	14
Nigeria	15	454	325	47	70

In short, data or statistics...

- Are a vital source of evidence of progress
- Ensure scarce resources are used effectively and efficiently
- Enhance the decision making process, so that:
 - ❑ Our **ability to identify key areas which require change** are enhanced
 - ❑ Our **proposals for change are likely to respond to the real needs** of the Nigerian people.

A special class of data generated by governments around the world are OFFICIAL STATISTICS

National / Official Statistics

- **Official statistics**

- statistics disseminated by the national statistical system, excepting those that are explicitly stated not to be official – *OECD Glossary of Statistical terms*
- Government statisticians around the world develop and administer surveys to gather, analyze, and report data periodically (monthly, quarterly, yearly, etc.) on a wide variety of subjects: population counts and characteristics, education performance results, disease occurrence, poverty levels, traffic and transportation patterns, and inflation and (un)employment numbers.
- The subjects surveyed typically include individual households or business establishments.

- ***NBS IS NIGERIA'S NATIONAL STATISTICAL OFFICE***

National Bureau of Statistics: Who we are



Extraordinary



Federal Republic of Nigeria Official Gazette

No. 60 Lagos - 11th June, 2007 Vol. 94

Government Notice No. 39

The following is published as Supplement to this Gazette :

Act/No.	Short Title	Page
9	The Statistics Act, 2007	A 119 138

- **Establishment**
 - Following the reforms of 2005-7
 - Sec. 5 of Statistics Act, 2007 established NBS
- **Functions**
 - Coordinate the NSS
 - Advise all levels of govt on matters related to statistical development
 - Promote statistical standards / methodologies
- **Powers**
 - Section 22 of the Statistics Act 2007 spells out
 - the operational procedure for collecting information
 - the penalties and consequences if information is withheld, or misused etc.

National Bureau of Statistics: Objectives



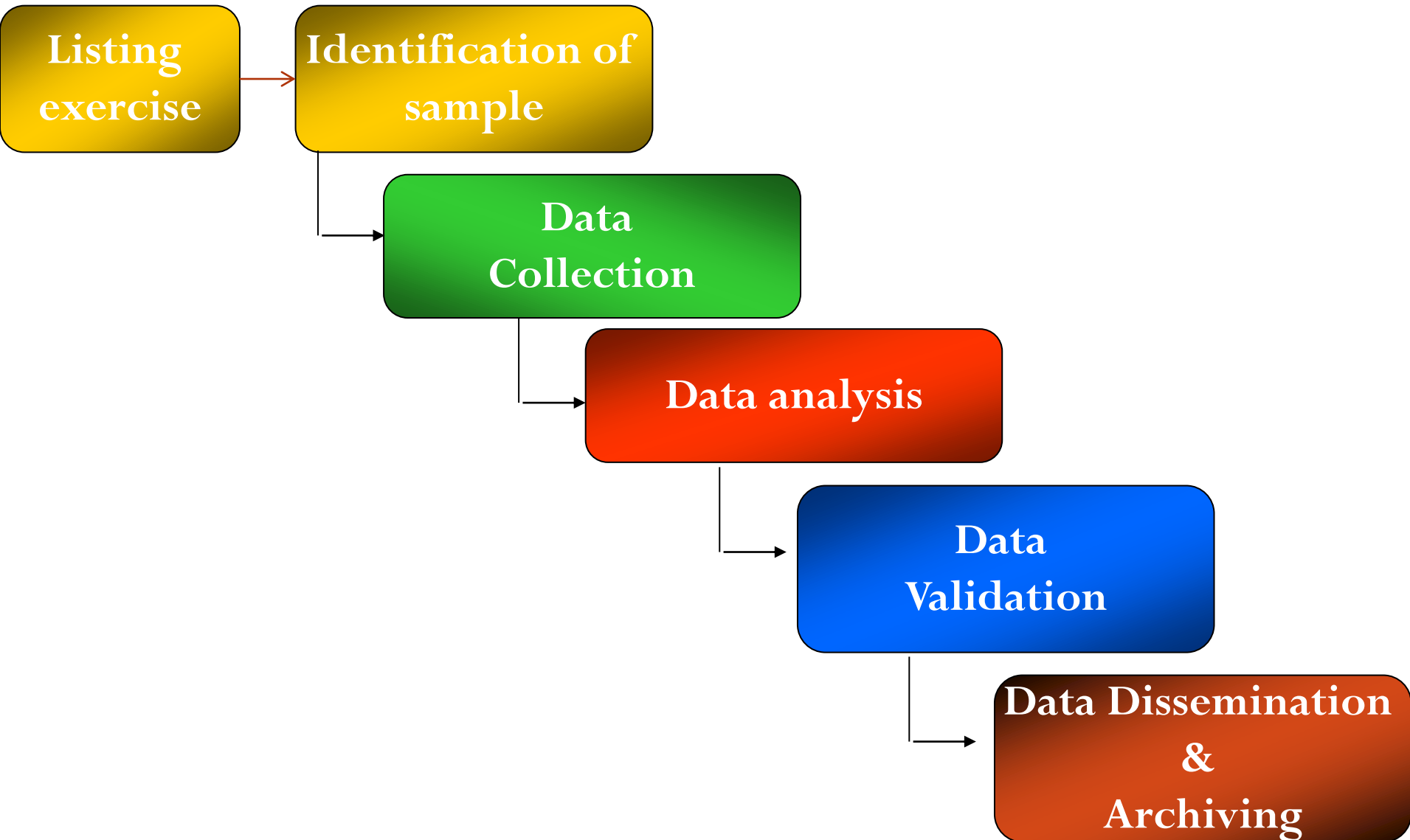
- Coordinate the National Statistical System
- Advise the Federal, State, Local Government on all matters related to statistical development.
- Develop and promote the use of statistical standards and appropriate methodologies in the National Statistical System.
- Collecting, compiling, analyzing, publishing and disseminating statistical information
- Develop and maintain a comprehensive socio- economic national data bank.
- Provide a focal point of contact with international agencies on statistical matters, and so on (see NBS ACT)

- NBS collects data primarily in two ways:
 - **System of Administrative Statistics (SAS)**
 - Direct/periodic reporting of indicators compiled in the course of data providers' normal business activities
 - NBS now has at least one contact person from each MDA serving as NBS focal person
 - **Surveys/Censuses**
 - Periodically undertaken to ascertain the current state of affairs of particular indicators
 - Major ones include Establishment survey, HNLSS, GHS, etc
 - Similar/related surveys are being harmonised to increase efficiency
 - Increasingly, other agencies are collaborating with NBS to undertake issue/sector-specific surveys e.g NACS, SMEDAN, GATT etc

Major activities in the production of official statistics



Data Generation Work flow



Major Statistical outputs

- **CPI and Inflation report** (Monthly)
 - **Economic Review / Outlook** (Annual)
 - **General Household Survey** (Annual)
 - **GDP Report** (Quarterly / Annually)
 - **Foreign trade news** (Quarterly / Annually)
 - **Access to ICT Report** (Annually)
 - **Sectoral Wages & Emolument** (Annually)
 - **Unemployment** (Annually, >>)
 - **Poverty report**
 - **Gender statistics Newsletter**
 - **National Literacy Survey**
 - **Consumption pattern in Nigeria**
- Each of these plays different critical roles...



NATIONAL BUREAU OF STATISTICS

Consumption Pattern in Nigeria 2009/10



Data production in Nigeria – The National Statistical System (NSS)



Data producers - *ensure availability of high quality statistical products*



National Bureau of Statistics

Line Ministries / State Statistical Agencies / Local Govt Stat. Units

Data providers- *maintain records and provide accurate data when requested*



Individuals/Groups/Organisations

Public/private entities

USER COMMUNITY

The entire system is coordinated by NBS

Statistical coordination in Nigeria – the National Consultative Committee on Statistics



NCCS

Key responsibilities:

- Review statistics programmes of various agencies annually
- Evolve a national statistical programme
- Ensure uniform standards and methodologies within the NSS

Meetings:

- Twice a year

Composition:

- NBS (Chaired by the Statistician-General)
- Directors of State Statistical bodies
- Directors of PRS (Federal MDAs),
- Rep's of CBN, NPopC, Customs, Immigration, Armed Forces, NNPC, OPS, CSOs, Training & Research institutions



Challenges to data generation in Nigeria



LOW LITERACY LEVEL

- Low rate of response from respondents
- Lack of appreciation for record-keeping
- Low numeracy skills
- Poor understanding of how data could be of benefit



RESOURCE CONSTRAINT

- Inadequate funding, resulting in smaller samples to save cost
- Irregular funding resulting in possible non-completion of on-going projects



HUMAN ERRORS

- Wrong entries
- Insufficient motivation
- Inadequate training
- Difficult terrain / work conditions

SOCIO-POLITICAL ENVIRONMENT:

need to balance the demands of professional responsibility with socio-political context

Addressing the challenges to data generation



- **Developing our people:**
 - Recruitment
 - Training
 - Increased motivation for enumerators



Addressing the challenges to data generation



- **Deploying technology:**
 - Fully-interactive website
 - Online data analysis portal
 - Administrative Statistics
 - Electronic questionnaire
 - National Data Archive

Micro data	Census & Survey	GPS & Handheld Computer
Macro data	MDAs Administrative Statistics	Automated Sector and State Statistical databases
 		
Agris Census		Price Statistics



NATIONAL BUREAU OF STATISTICS



[ABOUT US](#)
[OUR SERVICES](#)
[STATE INFORMATION](#)
[OUR COMMUNITY](#)
[CAREERS](#)
[NBS](#)
[EVENTS](#)

Browse Sector Statistics

[Browse Sector Statistics...](#)

Latest News [Malawi sees troubled economy slowly growing Friday, June 08, 2012](#) **NBS Data Portal**

Did You Know...

Others contributed 6.74% to the GDP in Q1, 2012!

[NBS Data Portal](#)
[Data Release Calendar](#)
[Message From BQ](#)
[Press Center](#)

The main goal of the proposed NBS Online Data Analysts Portal is to allow for dissemination of statistical data with a wide range of functionalities.

NBS Data Warehouse The data warehouse is a query-intensive environment. At any time, different users of the NBS Data Warehouse might be executing multiple, big or small, queries to perform all types of data analyses. Part of the value of a data warehouse is to provide optimal data accessibility and manipulation. Web based Data Portal NBS Data Portal is built on a web-based platform. [Login](#)



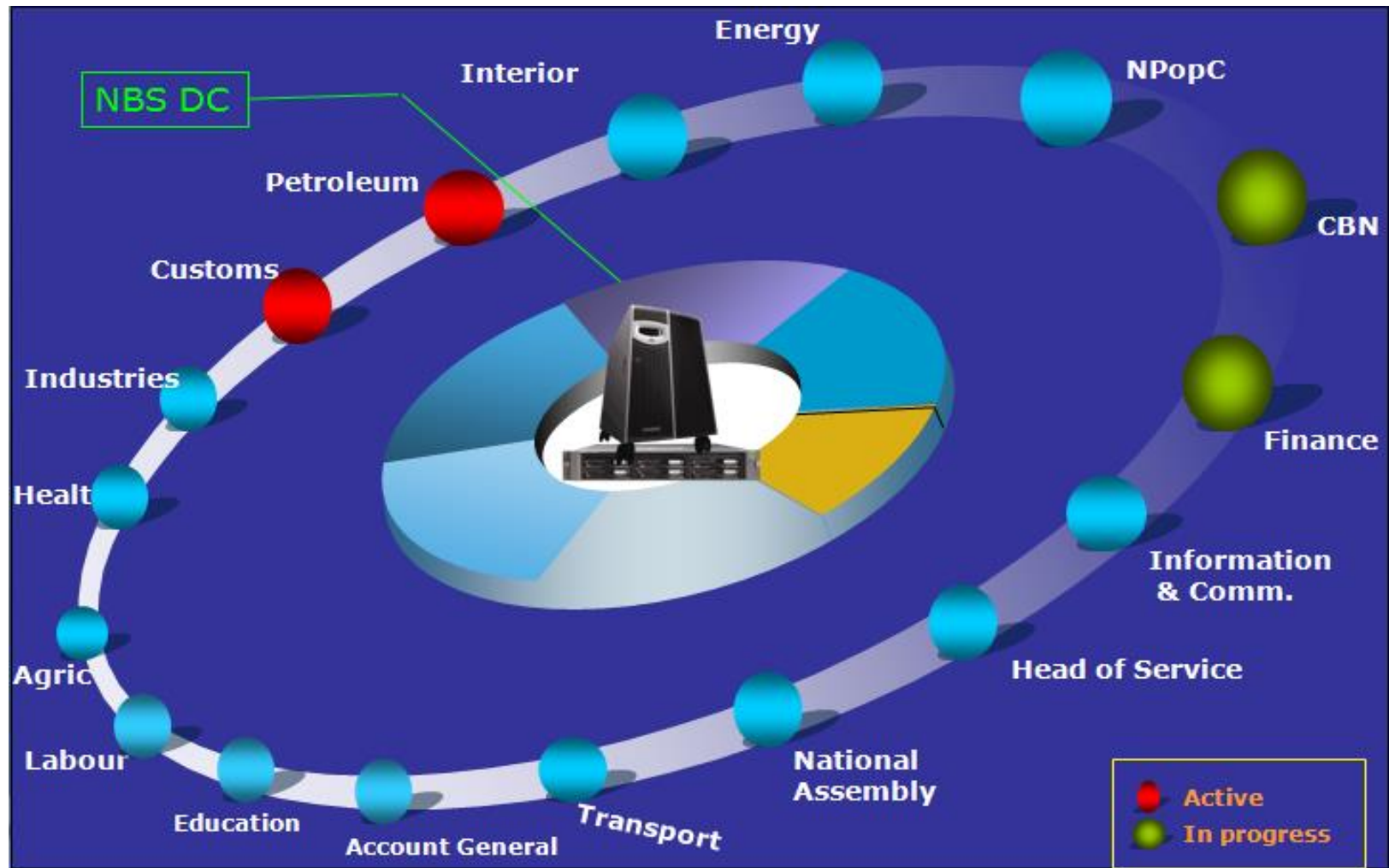
Latest Releases

- Q1 2012 Foreign Trade Report
- More Small and Medium Enterprises in Nigeria, 2010
- National Agricultural Sample Survey, NASS 2010/2011 (Draft Report)
- Q1 2012 GDP Report
- CPI and Inflation Report, April 2012
- Review of the Nigerian Economy in 2011 & Economic Outlook 2012-2015
- General Household Survey-Panel 2010-2011
- 2011 Multiple Indicators Cluster Survey: Report on Children & Women
- 2011 Socio Economic Survey: Sectoral Wages & Employment
- 2011 Socio Economic Survey: Unemployment 2011

Addressing the challenges to data generation



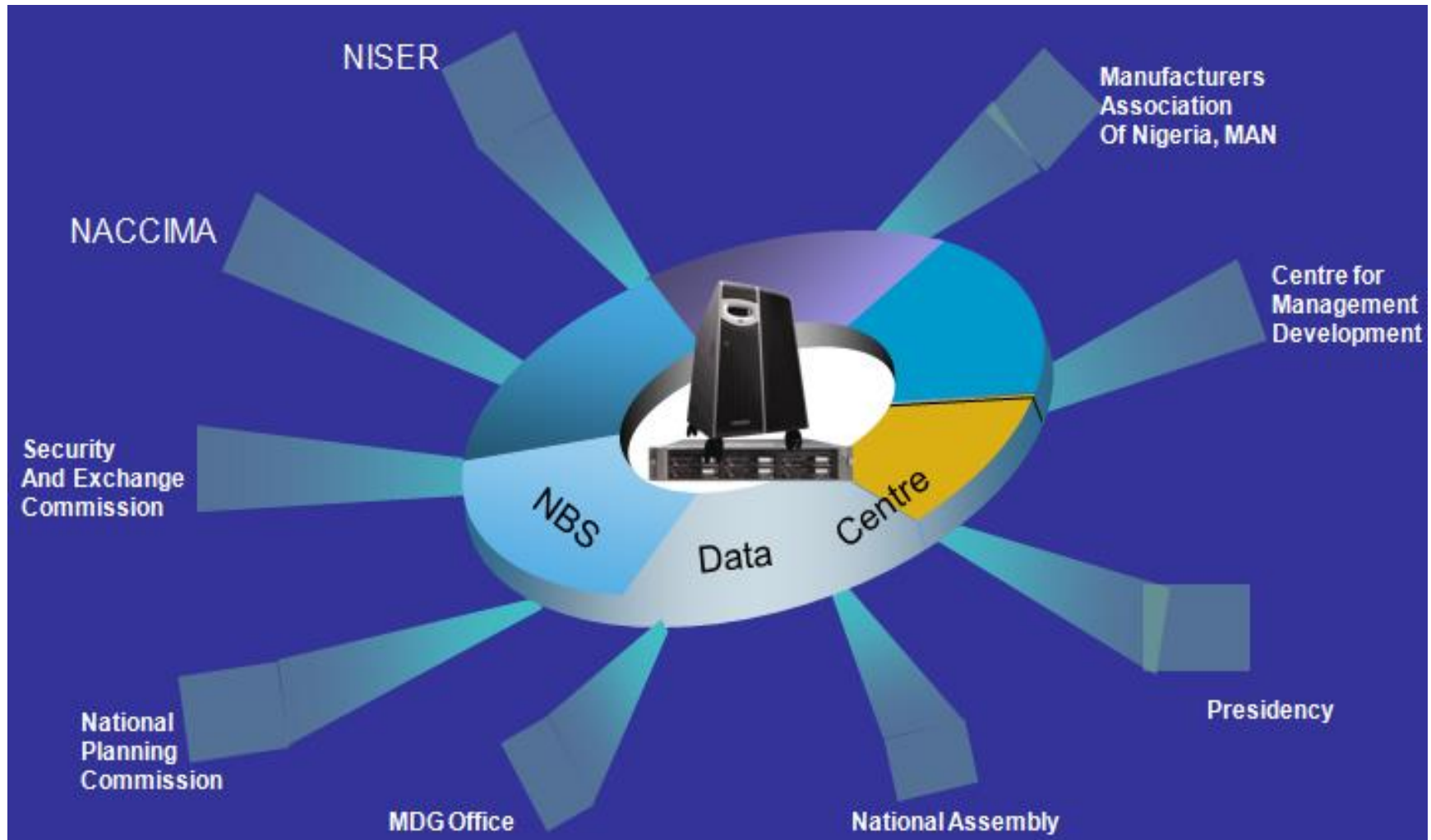
The NBS & Federal MDAs VPN Design



Addressing the challenges to data generation

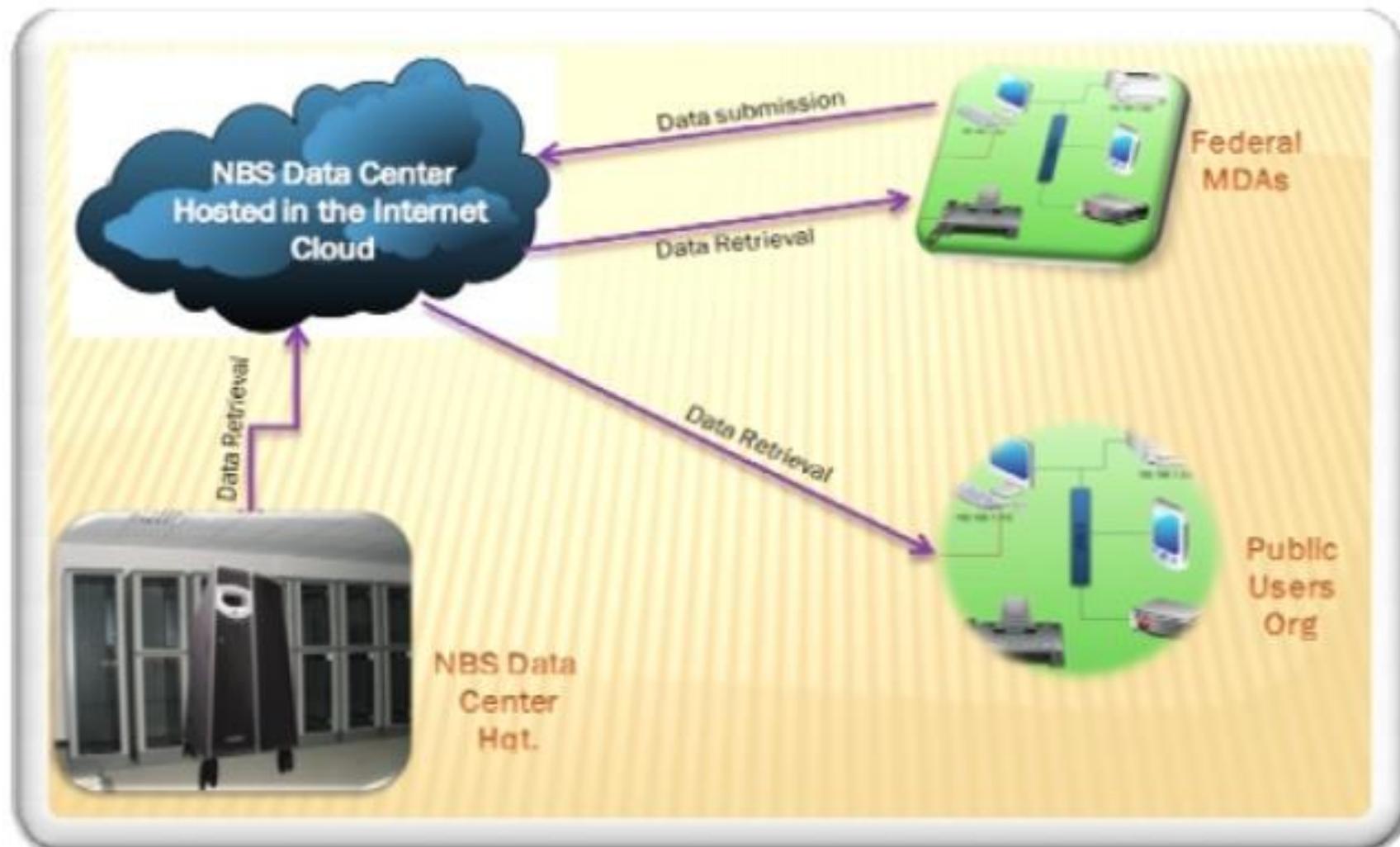


VPN Design to Connect NBS & Select Public User Organizations



Addressing the challenges to data generation


The Proposed “eStatistics” Grid



Addressing the challenges to data generation

- **Enhancing processes:**

- Harmonisation of surveys
- Methodology review
- Data release schedule
- Access controls at HQ



Addressing the challenges to data generation



- **Advocacy**
 - Consultation

- Communication



facebook

You Tube

- Collaboration



United Nations



Conclusion

“

There is no conflict between efficient and well-funded public services and a thriving private sector. On the contrary, we have always recognised that there are some services that only the public sector can provide. One such service...is the provision of official economic statistics. There is no doubt in my mind that weaknesses and gaps in Britain's statistics have made the task of economic management more difficult. — *Fmr. Chancellor of the Exchequer, Mr. Norman Lamont, speaking at the annual dinner of the Confederation of British Industry (CBI), May 1992*

“

Conclusion

- **Challenge to us as planners**
 - To what extent are we advocating for the use of these statistics in development planning?
 - To what extent do we even use these statistics for our policy-making?

THANK YOU FOR YOUR ATTENTION!

NATIONAL BUREAU OF STATISTICS

Plot 762, Independence Avenue,
Central Business District,
Abuja.

Email: sg@nigerianstat.gov.ng
feedback@nigerianstat.gov.ng

Website : www.nigerianstat.gov.ng

Like us on



www.facebook.com/nigerianstatistics

follow us on



“@nigerianstat”